

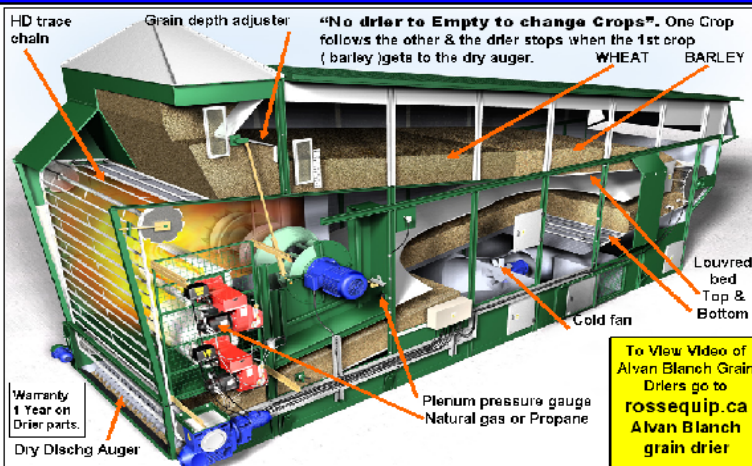
GO MODULAR & SAVE

**BUY 1- NOW
Add 1-later**

1-DF48=2200bph
\$730,000

2-DF22=2200bph
\$285,000 x 2 = \$570,000

2DF22's \$160,000
LESS for = Capacity




Models from 1000 to 2200 bu/hr. DF22 19' H high end, 14' wide, 40' long, 12' H @ low end

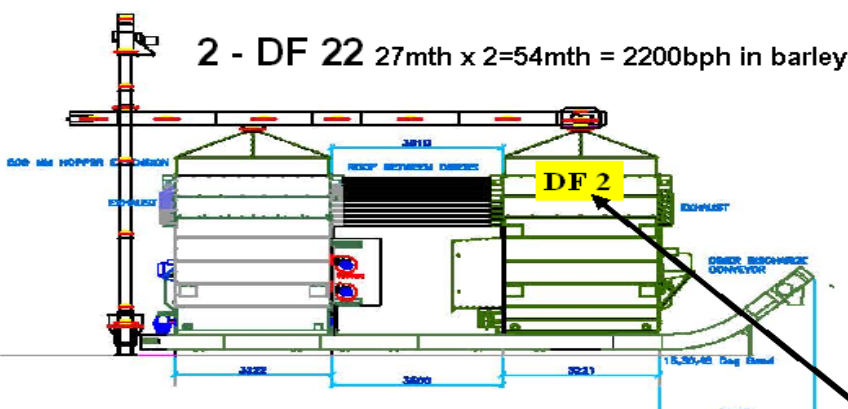


DF 22's are 98% setup & Tested at Ross equip. **FREE delivery in AB or SK, to your site.** You get a Picker & spot the drier on your site.
FREE re-install of sub assemblies on the Drier
You get the electrical & gas hooked up.
FREE Comm & Training on the Drier

NEW for 2020 1 hp VFD Bed Chain
VFD = variable speed
VFD 50 hp Hot fan
VFD 20 hp cold Fan,



Capacity DF22, 27mth 1100 BPH at 100c in barley from 20% to 15% ambient temp of 10oC & 20% R/H



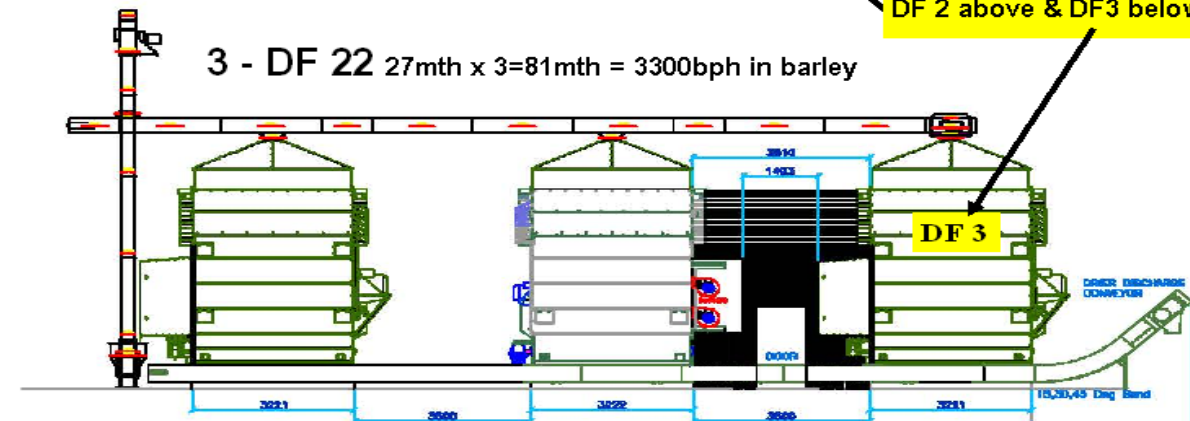
BUY 2- DF22's FOR 27mth x 2
=54 mth = 2200 bu/hr in barley
IF 1 of 2 driers goes down you
are still drying with the other.

1-DF22
\$285,000
1100 bph

**Example
GO MODULAR**

\$285,000
X2
\$ 570,000
2200 bph

"NOTE" The last drier in the line calls for grain & shuts off when full, filling the others first before it has enough grain to shuts off.
DF 2 above & DF3 below



\$285,000
X3
\$ 855,000
3300 bph